




# ESB-200@

## Infant Incubator



INTENSIVE CARES



# ESB-200@

## Infant Incubator

### Function features:

- Microprocessor based servo controlled temperature system
- Integral timer to record therapy time
- Air temperature and skin temperature control mode
- Humidity control
- Alarm functions: Power failure; Over temperature; Temperature deviation; Fan failure; Temperature sensor failure
- Skin temperature sensor fall protect function to avoid over temperature
- Air temperature, skin temperature, humidity, timer and heat power separately displayed by LED
- >37°C temperature setting
- Oxygen port and RS-232 connector
- The infant bed inclination angle is adjustable
- A keypad lock prevent inadvertent changes the setting

### Product main characteristic

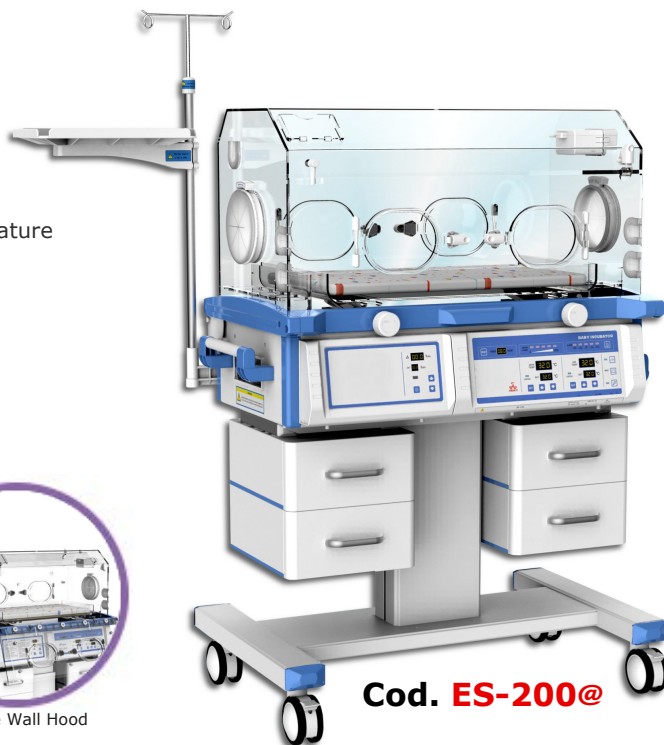
- Trough for pulling and pushing ,which is convenient to add the water and wash
- Fan with low noise and long life-span
- Temperature deviation and over temperature could be amended in front panel directly
- A second thermal cut-out function for more safety
- The infant bed inclination angle is adjustable
- Six operating windows, two side access operating windows can be swivelled
- 4 drawers for easy storage

### Standard configuration

Main body(including the Transparent hood), Control system, Infant bed, Water trough), I.V. pole, Mattress, Drawers, Castors

### Optional accessories

Double wall hood;  
X ray cassette & Integrated scale;  
Upside LED phototherapy unit cod.BL-30D;  
Downside LED phototherapy unit cod.BL-100;  
Air/Oxygen Blender;  
Electronic Elevator;



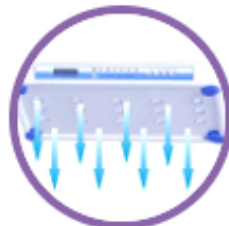
**Cod. ES-200@**




Double Wall Hood



X ray cassette & Integrated scale



Upside LED phototherapy unit cod.BL-30D



Downside LED phototherapy unit cod.BL-100



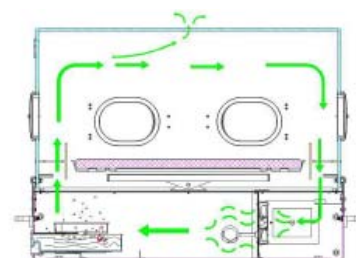
Air/Oxygen Blender



Electronic Elevator

### Technical Features

Power supply	AC 110/220V 60/50Hz	
Power input	420VA	
Operating conditions	Environment temperature	20°C ~ 30°C
	Environment relative humidity	30%~75%RH
	Environment air velocity of flow	< 0,3m/s
Air Temp. control range	25°C~38°C	
Skin temp. control range	32°C~38.5°C	
Humidity display range	0%~100%RH	
Humidity control range	20%~60%RH	
Skin temp. sensor accuracy	±0,3°C	
Temp. fluctuation	±0.5 °C	
Uniformity of mattress temperature	≤0,8°C	
Warm-up time	≤45min	
Internal noise level	≤55dB	
Infant bed tilt angle	±10°	
Mattress size	65x37 cm	
Trough capacity	1200 mL	
Air Filter	0,5 um	
Packing	1) Control unit and cabinet: 120x70x96cm N.W.:80Kg	
	2) Hood:97x56x63cm N.W.:15Kg	



Air circulation system



ESSE3 srl, Via Garibaldi 30  
14022 Castelnuovo D.B. (AT)  
Tel +39 011 99 27 706  
Fax +39 011 99 27 506  
e-mail [esse3@chierinet.it](mailto:esse3@chierinet.it)  
web: [www.esse3-medical.com](http://www.esse3-medical.com)

